


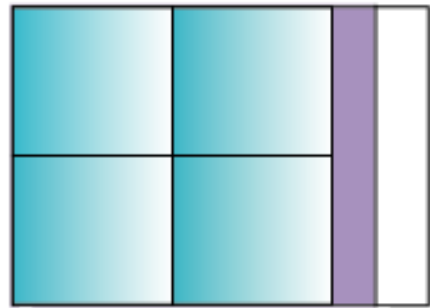

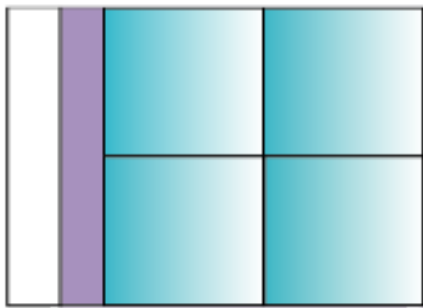



cut out pieces below





ʔipné·xn'es

pískis

ʔipné·xn'es

saway

hí·canwa·s

saway

ʔí·nim wé·s weʔní·kt \_\_\_\_\_

Directions:

1. print this document double sided
2. cut out flap pages
3. draw additional pictures correlating with vocab in the blank spaces below
4. glue flap pieces in correct spaces
5. practice saying vocab or making sentences with them if able

pícpic cat	ciq'amqal dog	weḡsiʔliké·cet'es chair	weḡsiʔliké·cet'es yew'éxyew'ex couch	wixsil'í·kinwe·s living room
hípinwe·s kitchen	ʔaló'ya'skit stove	k'ayk'áyoc raccoon	ḡelḡelú'ye spider	

