


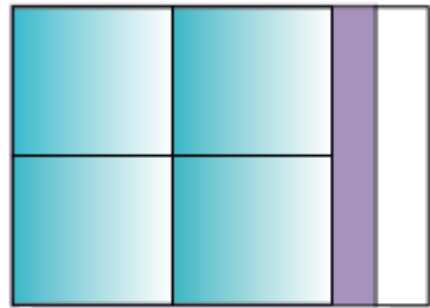

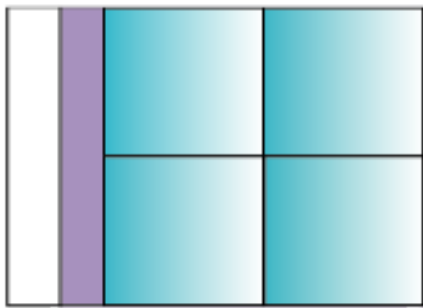



cut out pieces below





nx̄n̄šáx^wtn

k̄ln̄k̄map

nx̄n̄šáx^wtn

?ašlók

katxátm
katwənt

?ašlók

ščǫ́wǎnčút _____

Directions:

1. print this document double sided
2. cut out flap pages
3. draw additional pictures correlating with vocab in the blank spaces below
4. glue flap pieces in correct spaces
5. practice saying vocab or making sentences with them if able

axá?	puš	ǰǰǎčín	kłqłxawšn	snpíqčǎnčutn
this (is)	cat	dog	chair	kitchen
snčyatk ^w ptn	kat?íłntn	ķnúya?	túpla?	ačí?
stove	table	raccoon	spider	that (is)

